

TITAN Typ TC 2 19 kN

Hydraulic drum winch with 19 kN hoisting force

Performance data:

TC 2	Rope capacity	according to DIN 15020 ³				
	Rope layer	1.	2.	3.	4.	5.
Hoisting force in kN, design according 1Bm ¹		25 (24)	22 (21)	21 (20)	19 (18)	18 (x)
Rope length in m/layer, rope diam. 10 mm (M3) ²		10 (10)	11 (12)	13 (13)	13 (14)	14 (x)
Total rope length in m		10 (10)	21 (22)	34 (35)	47 (49)	61 (x)
Rope speed v in m/min, Qmax = 80 l/min		38 (40)	42 (44)	46 (48)	50 (52)	53 (x)

¹ gear according to FEM 9.511

² rope diameter according FEM 5.013

³ drum core diameter according to
DIN 15020

figures in brackets are valid with grooved
drum option. (X) layer not available with
grooved drum option.

- diff. pressure at hoisting force (1Bm)
19 kN = 185 bar dyn., 225 bar stat.
return flow pressure 10 bar in consideration.

Recommendation:

- installation must be carried out according to the
guidelines for ROTZLER TITAN hoisting winches!
- weight of the winch approx. 70 kg.
- for this winch we recommend a rotation resistant rope,
cross lay to the right.
- rope diameter: 10 mm recommended, 6 - 11 mm possible.
- the last three windings of cable must always remain on
the drum for safety reasons.
- this winch must not be used for personnel
transportation.



Standard version:

- incl. planetary gear box
- incl. hoisting free wheel
- incl. hydraulically released brake
- incl. hydraulic motor
- incl. counter balance valve
- sea water protected

Optional:

- MCD: control functions inc.
rope end and torque control

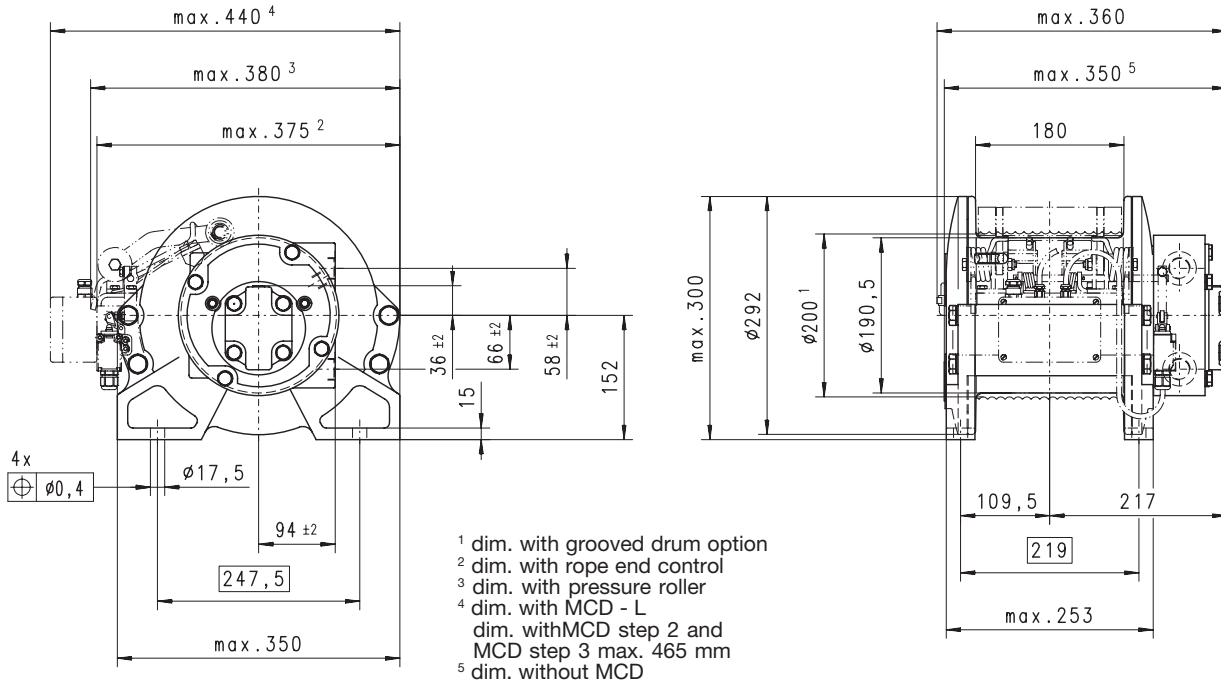
Our competence:

- design acc. DIN and FEM
- compact design
- low weight
- compact installation
- high quality
- up to date technology
- high operation safety
- precise operation
- easy to maintain
- long working life
- compact hoisting winch
especially designed for
modern loader cranes

TITAN Typ TC 2

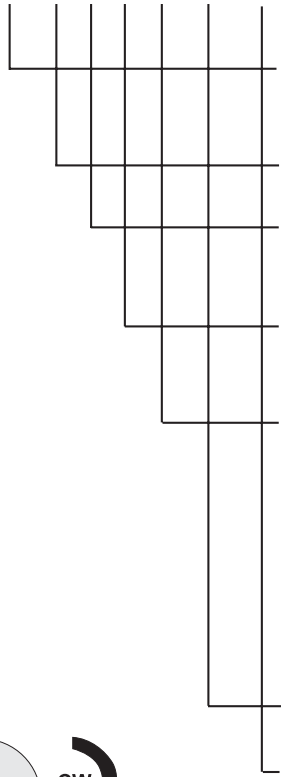
19 kN

General dimensions:

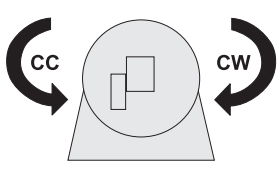


Order coding system (valid since 31.01.2003)

1 . TC 020 . CW . 0 . 0 . 0 . 0



- direction of rotation¹
 - CW** clockwise
 - CC** counter clockwise
- motor type
 - 0** - standard motor (standard)
- drum
 - 0** - standard drum
 - 1** - large drum⁴
- grooving
 - 0** - without grooving (standard)
 - 1** - special grooving⁴
- M C D
 - 0** - without (Standard)
 - 1** - MCD Step 1 : rope end control
 - 2** - MCD Step 2 : rope end control and 1-pt-torque
 - 3** - MCD Step 3 : rope end control and 2-pt-torque
 - 4** - MCD - L : rope end and torque control (linear signal)
- adjustment hoisting force first point (1. layer)²
- adjustment hoisting force second point (1. layer)³



¹ in each case view to the motor side
² only with control function 1pt torque control and MCD-L
³ only with control function 2pt torque control
⁴ not available in the moment